


How to Set up a Healthy Book Service





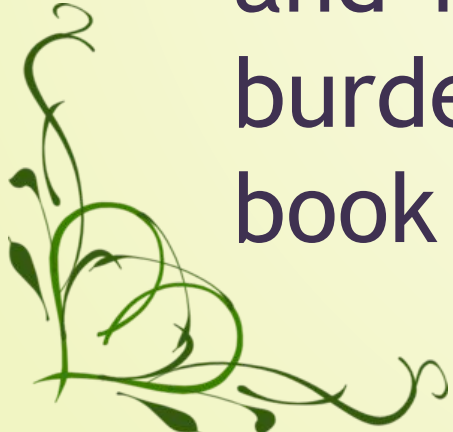
Three Functions of the Book Service

- A. Building up a proper service group
 - B. Setting up a display
 - C. Promoting reading and distributing
- 



Building up a Proper Book Service Group

A group of saints who desire to take the lead to enjoy and share the ministry publications and help others enter into the burden and practice of the book service





Building up a Proper Book Service Group

1. Members


- ▶ Burdened saints, not assigned
- ▶ Both brothers and sisters
- ▶ Some leading brothers must be involved



Building up a Proper Book Service Group

2. Burden

To promote the reading and
distribution of the ministry
publications in the church






Building up a Proper Book Service Group

3. Principles of Formation


The same principles for the formation of the vital groups

- ▶ Much prayer
 - ▶ Thorough fellowship
- 



Building up a Proper Book Service Group

4. Service

- ▶ Meeting together weekly to:
 - Pray and fellowship
 - Enjoy the ministry books
 - Find ways to promote reading
 - Provide “direction, encouragement, and incentive”
- 

Setting up a Book Display



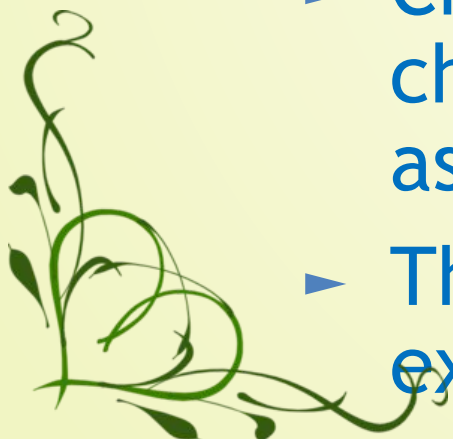
1. Display Functions

- ▶ A display to showcase the “riches”
- ▶ A library for lending books
- ▶ A sales counter for ordering or buying books

Setting up a Book Display



2. LSM Display/Library Packages

- ▶ The previous book packages are not available, but are still displayed at the Ministry Conference Center (MCC)
 - ▶ Churches should create a church-tailored package with LSM assistance
 - ▶ The packages shown herein are only examples for churches to consider
- 

Setting up a Display/Library

Basic Packages: Example Only



Option: Basic A (Shelf Top)

Catalog #	Title
06-001-401	All-Inclusive Christ, The
10-001-401	Basic Revelation in the Holy Scriptures, The
04-005-401	Economy of God, The
08-010-001	Further Talks on the Church Life
08-011-001	Genuine Ground of Oneness, The
08-046-001	God's Eternal Plan
08-013-401	Normal Christian Church Life, The
07-057-001	Normal Christian Life, The
08-025-401	Speciality, Generality, and Practicality of the Church Life, The
07-018-401	Tree of Life, The

Option: Basic B (Shelf Top + First Shelf)

Catalog #	Title
	All books in Basic A plus
10-217-001	Life-Study of Genesis (7 volume set)
10-040-001	Life-Study of Ephesians (3 volume set)

Option: Basic C (The Whole Shelf)

Catalog #	Title
	All books in options Basic A & B plus
07-009-401	Experience of Life, The
07-010-401	Knowledge of Life, The

Setting up a Display/Library

Standard Package: Option A Example



Shelf 1

Shelf 2

Option: Standard A

(Shelf 1 + Shelf top and Top Shelf of Shelf 2)

Approximate linear feet of display - 4 ft.

Content:

Bibles and New Testaments - 3

Hymnals - 2

Life-Study of Genesis and Ephesians (10 volumes, softbound)

Books - 85

Booklets - 18

Setting up a Display/Library

Standard Package: Option B Example



Shelf 1

Shelf 2

Option: Standard B
(Shelf 1 + Shelf-top, Top Shelf and Middle Shelf of Shelf 2)

Approximate linear feet for display - 5 ft.

Content:

Bibles and New Testaments - 3

Hymnals - 2

Life-Study of Genesis and Ephesians (10 volumes, softbound)

Books - 96

Booklets - 85

Setting up a Display/Library

Standard Package: Option C Example



Shelf 1

Shelf 2

Option: Standard C (Shelf 1 + Shelf 2)

Approximate linear feet for display - 7 ft.

Content:

Bibles and New Testaments - 3

Hymnals - 2


Life-Study of the New Testament (57 volumes, softbound)

Books - 108

Booklets - 85

Setting up a Display/Library

Enhanced Standard Package: Option A Example



Shelf 1 Shelf 2 Shelf 3 Shelf 4

Option: Enhanced A

(Shelf 1 + Shelf 2 + Shelf-top and Top Shelf of Shelf 3)

Approx. linear feet for display - 10 ft.

Content:

Bibles and New Testaments - 3

Books - 175

Booklets - 85


Hymnals - 2

Life-Study of the Bible (94 volumes, Softbound)

Conclusion of the New Testament (26 volumes, Softbound)

Setting up a Display/Library

Enhanced Standard Package: Option B Example



Shelf 1 Shelf 2 Shelf 3 Shelf 4

Option: Enhanced B

(Shelf 1 + Shelf 2 + Shelf 3)

Approx. linear feet for display - 13 ft.

Content:

Bibles - 4

Books - 283

Booklets - 85


Hymnals - 4

Life-Study of the Bible (94 volumes, Softbound)

Conclusion of the New Testament (26 volumes, Softbound)

Setting up a Display/Library

Enhanced Standard Package: Option C Example



Shelf 1 Shelf 2 Shelf 3 Shelf 4

Option: Enhanced C

(Shelf 1 + Shelf 2 + Shelf 3 + Shelf 4)

Approximate linear feet for display - 16 ft.

Content:

Bibles and New Testaments - 4

Books - 410

Booklets - 85


Hymnals - 4

Life-Study of the Bible (94 volumes, Softbound)

Conclusion of the New Testament (26 volumes, Softbound)

Setting up a Display/Library

Comprehensive Package (All Six Shelves)
Displayed at the MCC in Anaheim



Shelf 1 Shelf 2 Shelf 3 Shelf 4 Shelf 5 Shelf 6

Setting up a Display/Library

Comprehensive Package

Approximate linear feet for display - 30 ft.

Content:

Bibles, New Testaments and Stand-alone

Recovery Version - 12

Hymnals - 7

Collected Works of Watchman Nee (62 volumes)

Life-Study of the Bible (32 volumes,
Hardbound)

Life-Study of the Bible (94 volumes, Softbound)

Conclusion of the New Testament (8 volumes,
Hardbound)

Conclusion of the New Testament (26 volumes,
Softbound)

Books - 521

Booklets - 85

Setting up a Display/Library



3. Locations for the Display

- ▶ Meeting Halls
- ▶ Homes of the Saints
- ▶ Rented Meeting Rooms
- ▶ Public Places
- ▶ Retail Shops



Setting up a Display/Library

4. Finding suitable furniture

- ▶ Portable racks, stands, etc.
- ▶ Fixed shelves, racks, stands, etc.
- ▶ Purchase online or at local retail stores



Operating a Display/Library



1. Lending Books


- ▶ Some books will be missing from the display some of the time
- ▶ Two set option: one for displaying and another for lending books



Operating a Display/Library



2. Selling Books

- ▶ Helping saints to order from the Living Stream Ministry
 - ▶ Selling books directly from the display and replenishing the books from Living Stream Ministry
 - ▶ Option for selling from display: stock multiple copies of a book
- 



Promoting Reading and Distributing of the Publications

1. Initiating reading schedules

- ▶ Whole-church reading schedules for daily, weekly, and yearly readings
- ▶ Lists for college, YP, and new ones
- ▶ Special, one-time reading gatherings
- ▶ Weekend reading camps/conferences
- ▶ Online reading groups



Promoting Reading and Distributing of the Publications

2. Promote Lending (1)


- ▶ The “librarians” must have an inward burden for their readers (saints) knowing the:
 - ❖ Spiritual health of the saints
 - ❖ Impact and effect of the ministry publications on the saints





Promoting Reading and Distributing of the Publications


2. Promote Lending (2)

- ▶ Not mechanical book check out
 - ▶ But seeking out the saints and recommending books that will benefit them
 - ▶ It's a way to motivate, monitor, and train the saints to read
- 



Promoting Reading and Distributing of the Publications

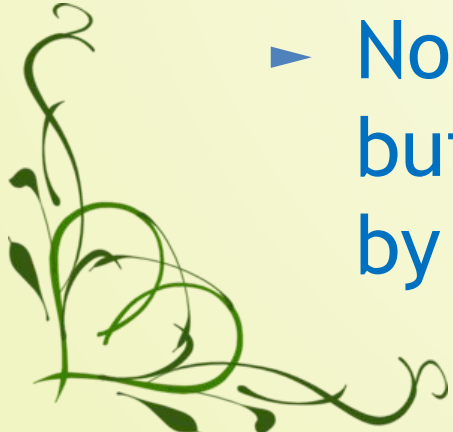
2. Promote Lending (3)

- ▶ You cannot be a typical librarian
 - ▶ You must be familiar with the book content of the books you plan to loan to others by reading them, even if only casually
- 



Promoting Reading and Distributing of the Publications

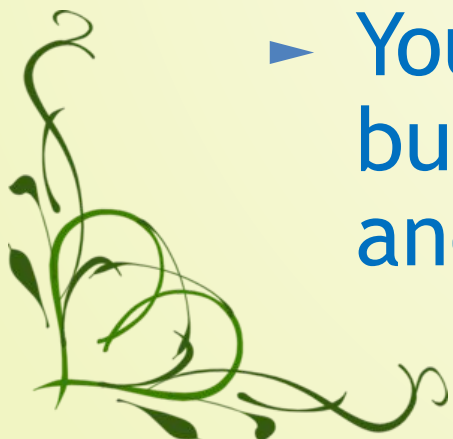
2. Promote Lending (4)

- ▶ Pray to get a burden for some saints, especially the new ones, young people, or newer believers
 - ▶ Not merely making announcements, but you must GO to the saints one by one to lend them a book
- 



Promoting Reading and Distributing of the Publications


2. Promote Lending (5)

- ▶ The saints need lending because they are not motivated to read books
 - ▶ You are there not only to lend, but also to motivate, to monitor, and train them to read
- 



Promoting Reading and Distributing of the Publications


2. Promote Lending (6)

- ▶ Lend an appropriate book based on your reading and the prayer for the reader
 - ▶ Use a sticker to add your name and contact information to the books you lend for follow up
- 



Promoting Reading and Distributing of the Publications

2. Promote Lending (7)

- ▶ Get the book borrower's contact information
 - ▶ Follow up your lending by checking on them regularly according to a schedule
- 



Promoting Reading and Distributing of the Publications

2. Promote Lending (8)

- ▶ Have the reader share their enjoyment by speaking, texting, posting on the internet, or writing in a journal or writing a report





Promoting Reading and Distributing of the Publications

2. Promote Lending (9)


- ▶ 1953-Br. Lee asked trainees to write book reports on the *Spirit of Christ*
- ▶ 1990s-Howard Higashi had leading brothers write outlines of their life-study reading





Promoting Reading and Distributing of the Publications

2. Promote Lending (10)

- ▶ By providing incentives for reading such as some kind of reward (books, trips, gift cards)
 - ▶ Based on Br Lee's word to give "direction, encouragement, and incentive" to promote reading
- 



Promoting Reading and Distributing of the Publications

2. Promote Lending (11)

- ▶ Finally, pray much about your readers and ask the Lord to bless them and enlighten them through their reading





Promoting Reading and Distributing of the Publications

3. Initiate mini-conferences or trainings


Heightening awareness of reading
through outlines, videos, audios, or
live guest speakers





Promoting Reading and Distributing of the Publications

4. Promote setting up a display or library

- ▶ Personal home libraries for display, personal use, giving away, or as a lending library
 - ▶ Sponsoring display racks or bookstands in public places
- 



Promoting Reading and Distributing of the Publications

5. Take the lead to practice other ways to promote reading, lending, or giving of the books:

- ▶ Sharing the *Nuggets and Gems* eBooklets
- ▶ Buying books for lending or giving them away, both paper version and eBooks



Promoting Reading and Distributing of the Publications

6. Coordinate with LSM to “trumpet” their products and programs

- ▶ Know the current burden,
new books, and promotions
- ▶ Be familiar with the LSM
website and their products





Promoting Reading and Distributing of the Publications

7. Being a good minister of Christ Jesus (1 Tim. 4:6)

I am deeply burdened by the fact that many who love the Lord Jesus and seek Him have been deceived and frustrated. We must find a way to share with them the spiritual riches the Lord has provided us. Many who truly love the Lord are starving. We must take up the burden to supply them with food. We all need to be good ministers of Christ, serving others with His riches. Let us first be nourished ourselves and then minister this nourishment to all the people of God. *(Life-study of 1 Timothy, msg. 8 , p. 72)*

